


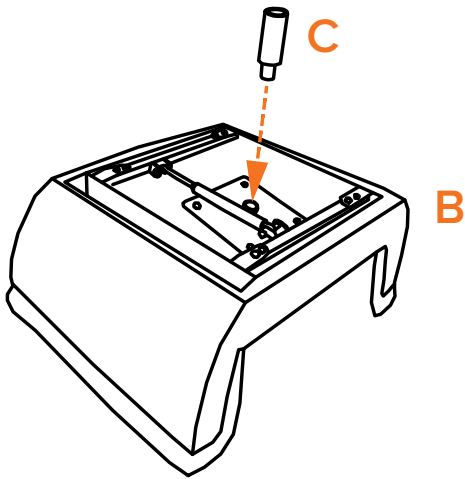
Canne Recliner & Footstool

Assembly Instructions

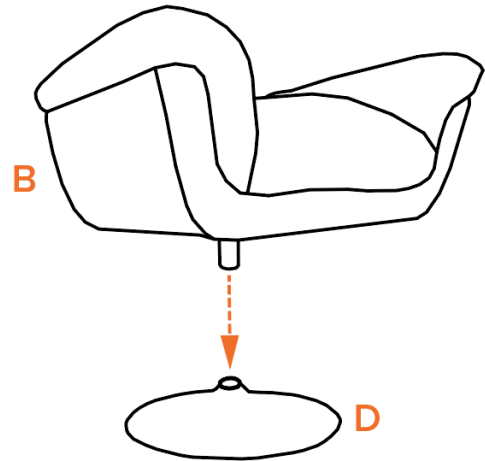


A	X 1	
B	X 1	
C	X 1	
D	X 1	
E	X 1	
F	X 1	
G	X 1	

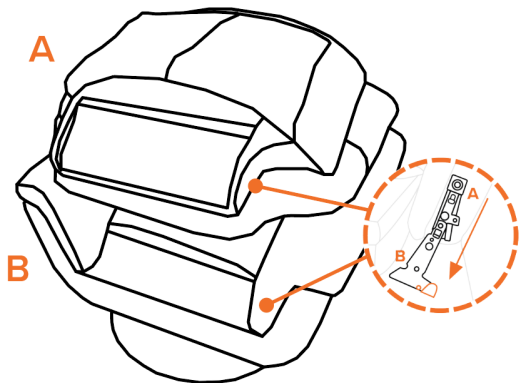
1.




2.



3.



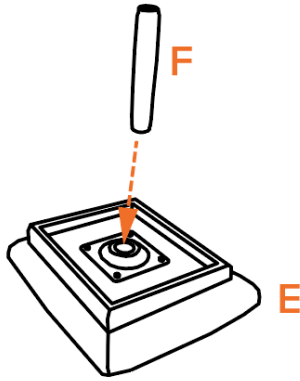
4.




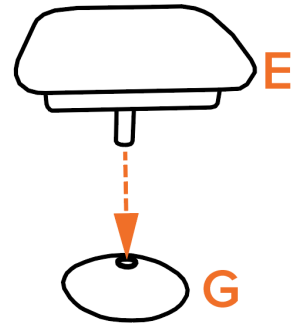
Canne Recliner & Footstool

Assembly Instructions

5.



6.



To adjust headrest:

Manually adjustable headrest with 3 support positions. Pull the headrest forward to your preferred position. To reset, pull the headrest all the way forward until a “click” is heard and then the headrest will be free to return the original upright position.

